REV.	ECN NO.	LOCATIONS	DESCRIPTION	DATE	DESIGN
A0			NEW RELEASE	12/01'22	Derek

CUSTOMER DRAWING

RoHS Compliant

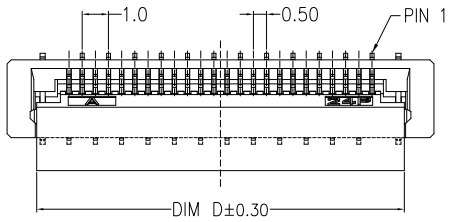

3D VIEW

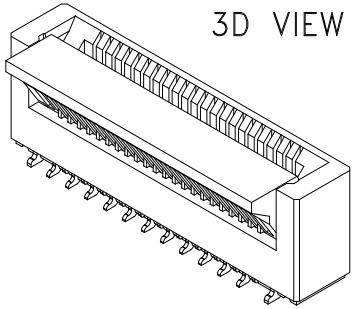

ORDERING INFORMATION

FVD0552 - XX (XX R)
1 2 3

1 *PRODUCT SERIES:*
FPC/FFC CONN– Hinge type
Vertical /Pitch 0.50mm/ Height 5.20mm

2 *NUMBER OF CONTACTS:*
SEE DIM. TABLE

3 *PLATING:*
21: Gold plated.

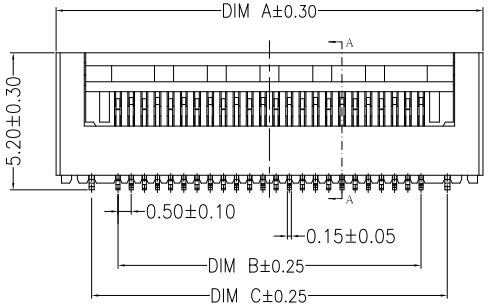

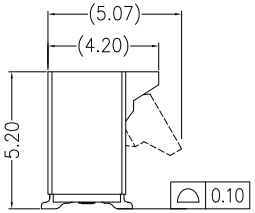

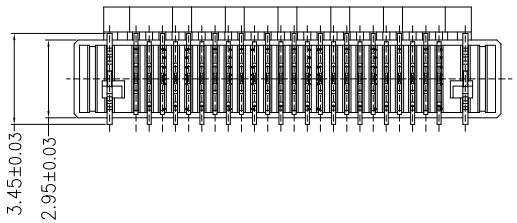

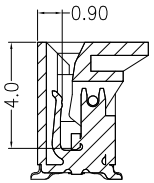

SECTION A–A

PIN NO.	DIMENSION				PIN NO.	DIMENSION			
	A	B	C	D		A	B	C	D
05	6.70	2.00	4.00	4.45	43	25.70	21.00	23.00	23.45
06	7.20	2.50	4.50	4.95	44	26.20	21.50	23.50	23.95
07	7.70	3.00	5.00	5.45	45	26.70	22.00	24.00	24.45
08	8.20	3.50	5.50	5.95	46	27.20	22.50	24.50	24.95
09	8.70	4.00	6.00	6.45	47	27.70	23.00	25.00	25.45
10	9.20	4.50	6.50	6.95	48	28.20	23.50	25.50	25.95
11	9.70	5.00	7.00	7.45	49	28.70	24.00	26.00	26.45
12	10.20	5.50	7.50	7.95	50	29.20	24.50	26.50	26.95
13	10.70	6.00	8.00	8.45	51	29.70	25.00	27.00	27.45
14	11.20	6.50	8.50	8.95	52	30.20	25.50	27.50	27.95
15	11.70	7.00	9.00	9.45	53	30.70	26.00	28.00	28.45
16	12.20	7.50	9.50	9.95	54	31.20	26.50	28.50	28.95
17	12.70	8.00	10.00	10.45	55	31.70	27.00	29.00	29.45
18	13.20	8.50	10.50	10.95	56	32.20	27.50	29.50	29.95
19	13.70	9.00	11.00	11.45	57	32.70	28.00	30.00	30.45
20	14.20	9.50	11.50	11.95	58	33.20	28.50	30.50	30.95
21	14.70	10.00	12.00	12.45	59	33.70	29.00	31.00	31.45
22	15.20	10.50	12.50	12.95	60	34.20	29.50	31.50	31.95
23	15.70	11.00	13.00	13.45	61	34.70	30.00	32.00	32.45
24	16.20	11.50	13.50	13.95	62	35.20	30.50	32.50	32.95
25	16.70	12.00	14.00	14.45	63	35.70	31.00	33.00	33.45
26	17.20	12.50	14.50	14.95	64	36.20	31.50	33.50	33.95
27	17.70	13.00	15.00	15.45	65	36.70	32.00	34.00	34.45
28	18.20	13.50	15.50	15.95	66	37.20	32.50	34.50	34.95
29	18.70	14.00	16.00	16.45	67	37.70	33.00	35.00	35.45
30	19.20	14.50	16.50	16.95	68	38.20	33.50	35.50	35.95
31	19.70	15.00	17.00	17.45	69	38.70	34.00	36.00	36.45
32	20.20	15.50	17.50	17.95	70	39.20	34.50	36.50	36.95
33	20.70	16.00	18.00	18.45	71	39.70	35.00	37.00	37.45
34	21.20	16.50	18.50	18.95	72	40.20	35.50	37.50	37.95
35	21.70	17.00	19.00	19.45	73	40.70	36.00	38.00	38.45
36	22.20	17.50	19.50	19.95	74	41.20	36.50	38.50	38.95
37	22.70	18.00	20.00	20.45	75	41.70	37.00	39.00	39.45
38	23.20	18.50	20.50	20.95	76	42.20	37.50	39.50	39.95
39	23.70	19.00	21.00	21.45	77	42.70	38.00	40.00	40.45
40	24.20	19.50	21.50	21.95	78	43.20	38.50	40.50	40.95
41	24.70	20.00	22.00	22.45	79	43.70	39.00	41.00	41.45
42	25.20	20.50	22.50	22.95	80	44.20	39.50	41.50	41.95

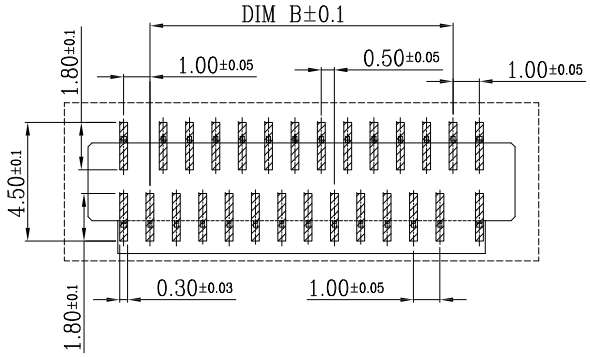

RECOMMENDED P.C.B LAYOUT
GENERAL TOLERANCE:±0.05MM

Notes:
1.Material
1.1: Housing: High Temperature plastic,UL94V–0.
1.2: Actuator: High Temperature plastic,UL94V–0.
1.3: Contact: Copper Alloy.
1.4: Fit: Copper Alloy.
2.Plating
2.1: Contact: Gold plated over Nickel on contact area.
Tin plated over Nickel on solder area.
2.2: Fit: Tin plated over Nickel.

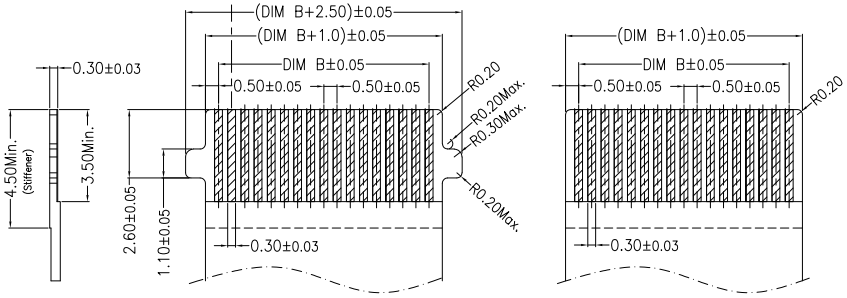

RECOMMENDED FPC/FFC DIMENSION

DIM	TOL	DIM	TOL
X	±0.25	X°	±4.0°
X.X	±0.20	X.X°	±3.0°
X.XX	±0.10	X.XX°	±2.0°
X.XXX	±0.05	X.XXX°	±1.0°

SUNFUN		SUNFUN TECHNOLOGY LTD		
DRAW NO.	FVD0552(A0)	DATE	MATERIAL: SEE NOTES	DRAW NAME: FPC/FFC CONN–Hinge Type Vertical /Pitch 0.50mm Height 5.20mm
DESIGN:	Derek	12/01'22	FINISH: SEE NOTES	
CHECK:	Derek	12/01'22	FILE: FVD0552(A0)	MODEL: P0.5 FPC CONN
REVIEW:	Eric	12/01'22	P/N: FVD0552-XX(21R)	UNIT: mm / SHEET: 1/1
APPROVED	Eric	12/01'22	REV. A0 / SCALE	